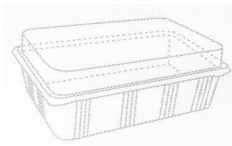


Pastelería

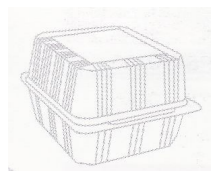


ENVASES BISAGRA



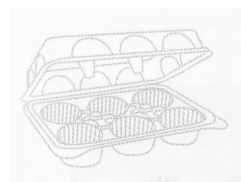
MODELO	CÓDIGO									
1,5 H95	216	214	95	188	184	95	150	0,11	12	PCP5410001
10 H65	200	112	65	174	86	65	240	0,09	12	PCP5410002
10 H80	200	112	80	174	86	80	240	0,09	16	PCP5410003
11 H55	258	182	55	234	152	55	110	0,09	18	PCP5410004
11,5 H60	170	182	60	244	152	60	200	0,15	9	PCP5410005
11,5 H100	270	182	100	240	152	100	200	0,15	9	PCP5410006
1,5 H65	216	212	65	194	188	65	150	0,11	12	PCP5410009

ENVASES PARA CROISSANTS



MODELO	CÓDIGO									
10 T 01	226	196	152	174	158	152	300	0,14	12	PCP5410007
20 T 02	318	206	108	2x130	160	107	125	0,09	18	PCP5410008

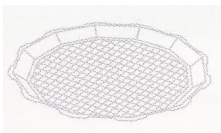
ENVASES MAGDALENAS



MODELO	CÓDIGO									
6 MAGDALENAS	248	178	75	6xD66	75	200	0,12	16	PCP5410010	

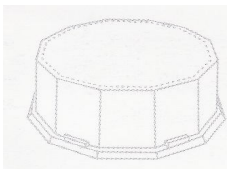
Tartas

PLATOS REDONDOS



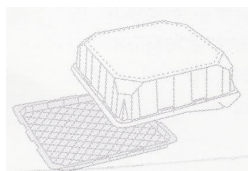
MODELO	CÓDIGO									
PL D16	D210	16	D160	16	240	0,02	45	PCP5410100		
PL D22	D275	16	D220	16	200	0,02	45	PCP5410101		
PL D26	D315	16	D260	16	150	0,03	45	PCP5410103		

TAPAS REDONDAS



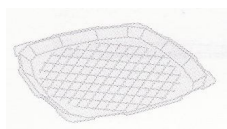
MODELO	CÓDIGO									
TP D16 H65	D216	72	D168	65	240	0,13	12	PCP5410201		
TP D22 H85	D280	95	D238	85	200	0,13	12	PCP5410202		
TP D26 H65	D312	74	D280	65	150	0,14	12	PCP5410203		
TP D26 H85	D312	95	D275	85	150	0,14	12	PCP5410205		

TARTAS CUADRADAS



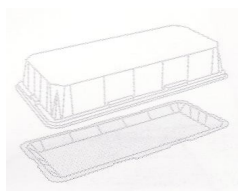
MODELO	CÓDIGO										
TAPA C H65	188	188	12	170	170	12	200	0,07	12	PCP5410207	
PLATO C H65	196	196	60	168	168	60	200	0,06	24	PCP5410107	

TARTAS DUO



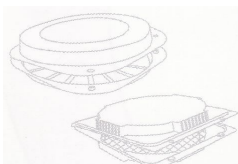
MODELO	CÓDIGO										
TAPA DUO H74	280	280	74	240	240	74	200	0,15	12	PCP5410206	
PLATO DUO D22	264	264	18	216	216	18	200	0,02	45	PCP5410106	

BRAZO GITANO



MODELO	CÓDIGO										
TAPA R 3210 H60	390	156	68	340	126	60	160	0,09	12	PCP5410208	
TAPA R 3210 H85	390	164	90	336	120	85	160	0,09	12	PCP5410204	
PLATO R 3210	386	158	18	320	102	18	160	0,03	45	PCP5410105	

OTROS



MODELO	CÓDIGO										
ROSCÓN	310	310	55	290	55	90	0,09	18	PCP5410011		
D230 H55	270	256	55	230	55	130	0,1	20	PCP5410000		